



Sampling and identification of termites in Northeastern Puducherry

E-ISSN: 2320-7078
P-ISSN: 2349-6800
JEZS 2014; 2 (3): 225-230
© 2014 JEZS
Received: 03-04-2014
Accepted: 28-06-2014

T. Anantharaju
Center for Pollution Control and
Environmental Engineering,
Pondicherry University,
Puducherry-605 014, India.

Gurjeet Kaur
Center for Pollution Control and
Environmental Engineering,
Pondicherry University,
Puducherry-605 014, India.

S. Gajalakshmi
Center for Pollution Control and
Environmental Engineering,
Pondicherry University,
Puducherry-605 014, India.

S. A. Abbasi
Center for Pollution Control and
Environmental Engineering,
Pondicherry University,
Puducherry-605 014, India.

T. Anantharaju, Gurjeet Kaur, S. Gajalakshmi, and S. A. Abbasi

ABSTRACT

In the course of efforts to harness the lignin-degrading ability of termites in processing those portions of solid waste which resist composting/vermicomposting, a systematic survey of termite species present in a 210 acre region near the Puducherry coast has been carried out. In order to make the survey as representative as possible, transect as well as quadrat based methods were employed. It led to the spotting of ten species of termites belonging to eight genera and three families. The findings have been used to determine the species richness and abundance.

Keywords: Termites, sampling, transect, quadrat, termigration, termireactors.

1. Introduction

Termites play strong roles as mediators of ecological processes in the soil. They, especially their subterranean species, exert a powerful influence on soil functioning through the regulation of soil organic matter, enhancement of the bioavailability of nutrients contained in the debris they consume, and impacts on soil porosity, aeration, water infiltration and storage. These impacts transmit across trophic levels to influence very diverse forms of plant and animal communities^[1]. The termites process a variety of plant organic matter at all stages of decomposition, ranging from leaf litter to rotten wood to soil humus. They play a vital role in recycling wood and plant materials, modifying soil condition, improving soil composition and fertility, and providing food for other animals. They are responsible for the redistribution of soil particles and altering of the mineral and organic composition of soils, their hydrology, drainage and infiltration rates. Termites are also considered to be the dominant arthropod decomposers in tropical systems and hence influence nutrient cycling and distribution. Their vast biomass gives them a dominant presence in the tropical and sub-tropical ecosystem^[2]. Tropical rain forests are often associated with low-fertility soils, and termites' cycling of organic matter contributes to the efficient return of nutrients to the vegetation in such forests^[3]. Termites are the most populous and most efficient among insects capable of decomposing lignocellulose. In addition termites harbor nitrogen fixing bacteria and their foraging enhances the nitrogen content of the soil^[4].

2. Material and methods

The survey was conducted in the verdant campus of Pondicherry Engineering College (PEC) situated in northeastern Puducherry (12.0133°N, 79.8538°E). The campus is spread across 210 acres with thick vegetation interspersed with buildings. The map of the area was obtained from the Horticulture Department of the institution. It was scaled down to 1:3000 (Figure 1a).

2.1 Termite survey

The survey of termites in the area was carried out using transect and quadrat methods as elaborated by Jones *et al*^[5].

2.1.1 Transect method

Each transect was 100 m long and 2 m wide, divided into 20 contiguous sections (each 5 m X 2 m) and numbered sequentially. Samples were collected in each section for 30 minutes by two persons.

Correspondence:
S. A. Abbasi
Center for Pollution Control and
Environmental Engineering,
Pondicherry University,
Puducherry-605 014, India.

In each section the following microhabitats were searched for termites: 12 samples of surface soil (each 12 cm X 12 cm, to 10 cm depth); accumulations of litter and humus at the base of trees and between buttress roots; the inside of dead tree stumps, logs, branches, and twigs (Figure 1b); the soil within and beneath rotten logs; all mounds and subterranean nests encountered; arboreal nests, carton runways, and sheeting on vegetation up to a height of 2 m above ground level.

2.1.2 Quadrat method

A 100 m x 100 m plot was randomly selected and marked. In it five

sub-sections of 2 m x2 m were marked randomly and the termites were sampled as done in the transect based method.

The termites were collected using a brush dipped in ethanol and preserved in 80% ethanol. The animals were separated from the debris with the help of the brush by placing them in a petri dish. Then the workers and soldiers (major and minor) were separated and preserved in 80% ethanol in 20 ml glass bottles (Figure 2a). The preserved sample was labeled carefully with all required information.

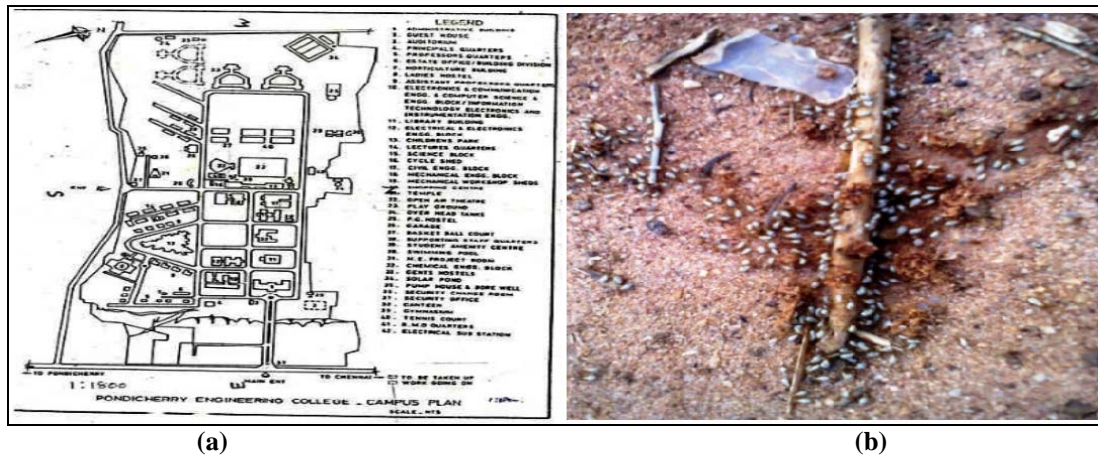


Fig 1: (a) Map of Pondicherry Engineering College campus (b) termites around a twig on the surface of soil

2.2 Identification

The termites were identified using a key compiled by us from various Zoological Survey of India (ZSI) sourcebooks [6-8] and other compendia [9]. They were identified upto genus level by the morphological characters of body parts such as head, eyes,

antennae, pronotum, mesonotum, metanotum, legs, rostrum (in nasute), cerci, etc. (Figure 2b). Postmentum, labrum and mandible were mounted. Species were identified by taking measurements of different parts and matching them to the compiled keys.




Fig 2: (a) Termite samples preserved in 80% ethyl alcohol, (b) the termite body parts on which the identification was based.

3. Results and discussion

Ten species belonging to seven genera and three families viz., Termitidae, Rhinotermitidae and Kalotermitidae (Table 2) were identified. They are *Hypotermites obscuriceps*, *Macrotermes convulsionarius*, *Odontotermes anamallensis*, *O.brunneus*, *O.globicola*, *Microcerotermes fletcheri*, *Microtermes obesi*, *Trinervitermes biformis*, *Coptotermes heimi*, and *Neotermes assmuthi*. The termites were classified based on their feeding preference described by various authors.

Abe^[10] has identified six nesting trends based on different nest systems and the feeding habits of the termites: a) drywood termites,

which nest in and consume only the dry, hard wood in which they live (mainly the Kalotermitidae); b) dampwood termites, which feed exclusively on the wet, decaying wood in which they live (Archotermopsidae, and some Rhinotermitidae); c) intermediate termites, which nest in wood and construct galleries in the soil or on the ground, and consume other wood sources in addition to the nest itself (Mastotermitidae, some Kalotermitidae, most Rhinotermitidae, and some Termitidae); d) arboreal termites, which nest on living tree trunks and construct covered galleries leading to food sources completely separate from the nest (many Termitidae); e) subterranean termites, which make epigeous and /or

subterranean nests, also constructing galleries to food sources separate from the nest (Hodotermitidae, some Rhinotermitidae, Serritermitidae, and many Termitidae); and f) humus feeding termites, which make epigeous or subterranean nests and construct

galleries to access humus food sources (many Termitidae). These trends were dubbed life types, and can be further grouped into three main categories of nests: one-piece, intermediate, and separate types of nests.

Table 1: Eight lifeways of termites proposed by Eggleton and Tayasu [11].

Life type (Abe, 1987) ↑		Non-Termitidae		Termitidae		
		I		II	III	IV
	Single	Sing(I) ww	Sing(I) dw	Int(I)		
	Intermediate	Int (I)		Sep(II)		
	Separate	Sep(I)				
Soil feeding				(III)	(III)	

(Feeding group Donovan *et al.* [12])

Group I [wood (wet and dry), grass, detritus]; **Group II** (wood, fungus, grass, detritus, litter, microepiphytes); **Group III** (soil-wood interface, soil); **Group IV** (soil)

Another classification of termites based on feeding groups correlating substrate consumed with the morphology and anatomy of worker termites was proposed by Donovan [12]. Group I includes wet and dry wood, grass, and detritus feeders with one-piece or intermediate nest types. Group II includes wood, fungus, grass, detritus, litter, and microepiphyte feeders with intermediate or separate type nesting. Groups III and IV include soil-wood interface and soil feeders, respectively. These last two groups essentially have separate type nests, but occasionally feed on them, thereby confounding the original definition of a separate type nest [12]. Eggleton and Tayasu [11] combined the life types from Abe [10] and feeding groups from Donovan [12] to synthesize a single classification scheme (dubbed 'lifeways') encompassing all these factors. In this new scheme, one-piece nesting in either wet or dry wood remains only in the most basal clades. Feeding groups II, III, and IV are only found in the Termitidae. The distinction between arboreal, epigeal, and subterranean separate type nests was not incorporated into the lifeways categorization. Although the

lifeways are more complete classifications of the functional diversity of termites, Abe's [10] life types are still frequently used to differentiate termite nesting strategies [12].

Based on the feeding behavior of termites as described by Donovan [12], we have grouped the termite species sampled from the study area (Table 2). Out of ten species identified, three species (*O. anamallensis*, *O. brunneus* and *O. globicola*) are dead wood and leaf litter feeders. *M. obesi* is wood and litter feeder. *N. assmuthi* and *C. heimi* are dead wood feeders. *T. biformis* is soil and grass feeder. *M. convulsionarius* is leaf litter and soil feeder. *H. obscuriceps* is leaf litter feeder whereas *M. fletcheri* is dead/live wood feeder.

Seven of the species – *O. anamallensis*, *O. brunneus*, *O. globicola*, *N. assmuthi*, *M. obesi*, *M. fletcheri* and *T. biformis* – belong to intermediate nesting type. Two species *M. convulsionarius* and *H. obscuriceps* belong to separate-piece nesters and *C. heimi* belong to single-piece nester (Table 2).

Table 2: Taxa and the feeding groups of the termites recorded from Pondicherry Engineering College campus

Family	Sub family	Name of the species	Foraging/feeding substrate	Type of nesting
Termitidae	Macrotermitinae	<i>Hypoterme obscuriceps</i>	leaf litter	Sep
		<i>Macrotermes convulsionarius</i>	Leaf litter/soil	Sep
		<i>Odontotermes anamallensis</i>	Dead wood and leaf litter	Int
		<i>O. brunneus</i>	Dead wood and leaf litter	Int
		<i>O. globicola</i>	Dead wood and leaf litter	Int
	<i>Microtermes obesi</i>	Wood and litter feeder	Int	
	Amitermitinae	<i>Microcerotermes fletcheri</i>	Dead/live wood	Int
Nasutitermitinae	<i>Trinervitermes biformis</i>	Soil and grass	Int	
Rhinotermitidae	Coptotermitinae	<i>Coptotermes heimi</i>	Dead wood	Sing
Kalotermitidae	-	<i>Neotermes assmuthi</i>	Dead wood	Int

Sep- Separate-piece nesters; **Int-** Intermediate nesters; **Sing-** Single-piece nesters

The termite survey was done to compare the species richness and diversity in the sampled area of the present study with that of others who have also followed the same sampling method. Termite belonging to 26 species was identified in the Terra Firme Forest, central Amazonia in approximately a million ha [13]. In a study conducted by Palin *et al* [14] in southeast Peru at five 1-ha forest sample plots, 59 termite species were identified. Twenty seven species of termite were sampled in the natural habitats of Guiembe village 30 km from Korhogo and reported the Shannon index (H')

and Simpson index of diversity to be 2.88 and 0.94 respectively [15]. Fourteen termite species were sampled from two different land use systems in Western Ghats, India by Shanbang and Sundaraj [16]. They have reported Simpson's diversity index as 7.3 and 5.5 in forest areas and plantations/agroforest respectively and the Shannon Wiener's index (H') value as 2.2 and 1.56, respectively. The Pielou's evenness index for the two areas was 0.85 and 0.76. Dosso *et al* [17] sampled termites from four different habitats of Savannah (annually burned savannah, savanna woodland, forest

island and gallery forest) in Cote d'Ivoire, West Africa and recorded a total of thirty species. Simpson's index of diversity generally ranges between 0-1, where 0 represents infinite diversity and 1 represents no diversity. The Simpson index reported by Dosso *et al.*, (2012) [17] ranged between 0.80 to 0.90 which indicates less diversity compared to the present study index of 0.20 which represents relatively high diversity.

Termite assemblages were examined in patches of undisturbed natural forest and disturbed secondary forests comprising 432 ha by Hemachandra *et al* [4]. They recorded eleven species. The Shannon diversity index was higher in the case of disturbed secondary forest ($H'1.630$) compared to undisturbed natural forest (0.683). The Shannon index of the present study shows higher Shannon index ($H'1.83$) compared to the undisturbed natural forest reported by them. The Shannon value of 1.83 represents relatively diverse community as higher value of index indicate more diverse and equally distributed community.

A termite survey was conducted by Carrijo and Brandao [18] in two areas: pasture and natural vegetation of State Park, Goias, Brazil by using, modified protocol with some ideas of that used by Jones and Eggleton's (2000) [19]. They have reported twenty nine species of termites (seventeen in pasture and twenty one in natural vegetation). The Shannon index is 2.55 for pasture and 2.82 for natural vegetation. Pielou's evenness values are 0.94 in pasture and 0.93 in natural vegetation. The higher value of Pielou's evenness (0.93) indicates less variation in the species distribution in the natural vegetation compared to our study area (0.79). Zeidler *et al* [20] sampled termite in Southern Kuene region, Namibia and reported a total of ten species. The Shannon indices ranged from 0-1.46. Termite species assemblages differed between the various forms, as well as across the land-use intensity gradients.

The study of termite species richness and abundance was done using standardized transect by Eggleton *et al* (1996) [21] around an area of about 53,000 ha in Dar es Salaam, Rufiji river in South Africa in three different areas like cropland, forest and grassland. They calculated the Shannon Wiener's index in wet and dry season: in cropland: wet-2.0485 and dry-1.7432; forest: wet-2.2836; dry- 1.8724 and grassland: wet-1.4854; dry-1.2669. The Pielou's evenness index value in three different areas in wet and dry season: in cropland, wet- 0.73885; dry- 0.62872. forest: wet-0.82362; dry-0.67534. grassland: wet- 0.53573; dry- 0.0458 [22]. Kaur *et al* [23] have identified thirteen species of termite in Pondicherry University campus in northeastern Puducherry and reported that the area exhibited moderate evenness in distribution with Pielou's evenness value 0.57. The Simpson's index of 0.34 indicate more number of rare species and Shannon diversity index of 1.45 indicate few abundant species as well. In another study by

Kaur *et al* [23] in an area located closer to Pondicherry University, Auroville, a total of ten species belonging to two families were identified. The termite species exhibited less evenness in distribution. The Simpson's index of 0.17 to 0.21 indicates richly diverse area, whereas Shannon diversity index (1.74-1.82) indicates presence of few abundant species. A survey of termites in different land use regimes in Dindigul, Tamilnadu was conducted by Sathiyabama and Ravindran [24] and reported ten termite species. The diversity of termites in young eucalypt plantation in tropical forests in Kerala by transect sampling and additionally every month sampling of foraging termites for one year reported fourteen species (eleven by transect and three by monthly sampling) and among fourteen species surveyed, only four were found attacking eucalypt seedlings [25].

There are other studies on termite survey in which sampling was done randomly or by following other methods. Ali *et al* [26] have identified six termite species in the Islamia University of Bahawalpur, Pakistan by sampling termites where spotted. Primanda *et al* [27] identified six termite species in a University campus in Indonesia, in an area of 16,000 m² using 10m x 10m quadrats. In India, survey carried out in Udaipur district (Rajasthan) has recorded 12 termite species [28]. Twenty five species of termites around 22,400 km² in three states: Tamil Nadu 400 km², Karnataka 13,000 km² and Kerala 9,000 km² were sampled in a study conducted to assess the economic damage caused to forest trees and ecological habitat by termites [29]. Twelve termite species were identified in the Western Ghats, South India to understand impact of human disturbance on pristine ecosystem [30]. Kumar and Pardeshi, 2011 [31] recorded fifteen termite species in Vadodra district of Gujarat. Kumar and Thakur (2010) [32] sampled fifteen species of termites in Haryana Agricultural University Campus, Hisar, Haryana around 7,219 acres and also they have reported 27 termite species from different localities of Punjab in 2013 [32].

A survey was conducted to investigate diversity of termites and their damage to living trees of forest region of Bhadrachlam forest (1, 44,603 ha) in Andhra Pradesh. Thirteen species were recorded [33]. Six termite species was identified from different localities in Bahawalnagar, Pakistan by collecting termites from 250 soil cores [34].

Pielou's index (J) of evenness has been calculated for the sampled termite species in the present study. In general Pielou's index of evenness falls between 0-1. The Pielou's indices reported by Dosso *et al.*, (2012) [17] ranged between 0.27-0.46 representing uneven to relatively more even distribution of species in four different study sites. In the present study, the Pielou's index was 0.79 which shows that the termites are distributed quite evenly.




Fig 3: Relative abundance as expressed in number of individuals of different species sampled during survey of Pondicherry Engineering College campus

The proportion of the identified species based on the number of individuals sampled is shown in Figure 3. *H. obscuriceps* was the most abundant species (35%) in sampled area followed by *M. convulsionarius* (23%), *O. anamallensis*, *M. fletcheri*, *O. brunneus*, *O. globicola*, *N. assmuthi*, *T. bififormis* and *C. heimi*. *N. assmuthi* was sampled from only one location.

4. Conclusion

A repertoire of locally established termite species was developed using a systematic survey. A total of ten species belonging to three families: Termitidae, Kalotermitidae and Rhinotermitidae; and four subfamilies: Macrotermitinae, Amitermitinae, Nasutitermitinae and Coptotermitinae and eight different genera were identified. Out of the ten identified species eight belonged to higher termites and the rest to lower termite. *H. obscuriceps* was the most abundant and dominant species sampled from both mound and arboreal habitats.

5. Acknowledgement

The authors thank the Department of Biotechnology, Government of India for support.

6. Reference

- Tracy Z, Gromadzki D. Sampling subterranean termite species diversity and activity in tropical savannas: an assessment of different bait choices. CSIRO Sustainable Ecosystems, Tropical Ecosystems, Research Centre, Winnellie, Australia. *Ecological Entomology* 2003; 28:397–404.
- Davies AB, Berndt JV, Rensburg, Eggleton P, Parr CL. Assessing the efficiency of termite sampling methods in southern African savannas. *Journal of insect conservation* University of Van Pretoria 2012; 76-77.
- Ackerman IL, Constantino R, Gauch HG, Lehmann J, Riha SJ, Erick CMF. Termite (Insecta: Isoptera) Species Composition in a Primary Rain Forest and Agroforests in Central Amazonia. *The Association for Tropical Biology and Conservation Biotropica* 2009; 41(2):226–233.
- Hemachandra J, Edirisinghe P, Karunaratne WAIP, Gunatilleke CVS. Distinctiveness of termite assemblages in two Fragmented Forest types in Hantane hills in the Kandy district of Sri Lanka. *Ceylon Journal of Science (Biological Sciences)* 2010; 39(1):11-19.
- Jones DT, Verkerk, RHJ, Eggleton P. Methods in Ecology. *Insect Sampling in Forest Ecosystems* (Edited by Leather SR). pp. 221–253, Blackwell Publishing, Oxford, U.K. (2005).
- Bose G. Records of the Zoological Survey of India. Termite fauna of Southern India. *Zoological Survey of India*. 1984.
- Roonwal MS, Chhotani OB. The Fauna of India and The adjacent countries. Isoptera (Termites). Volume. 1. *Zoological Survey of India*. 1989
- Chhotani OB. The Fauna of India and The adjacent countries. Isoptera (Termites). Vol. I, *Zoological Survey of India*, 1997.
- Kumar S, Thakur RK. Termites (Insecta: Isoptera) from Punjab with new distributional records (Accepted in *The Indian Forester*) 2013; 139(6):553-558.
- Abe T. Evolution of life types in termites. In: Kawano S, Connell JH, Hidaka T, editors. *Evolution and coadaptation in biotic communities*. Tokyo, Japan: University Tokyo Press. 1987, 125–148.
- Eggleton P, Tayasu I. Feeding groups, lifetypes and the global ecology of termites. *Ecological Research* 2001; 16:941-960.
- Donovan SE, Eggleton P, Bignell DE. Gut content analysis and a new feeding group classification of termites. *Journal of Ecological Entomology* Blackwell Science Ltd 2001; 26:356-366.
- Dambros CS, Mendonca DRM, Rebelo TG, Morais JW. Termite species list in a terra firme and ghost forest associated with a hydroelectric plant in Presidente Figueiredo, Amazonas, Brazil. *Journal of species lists and distribution* 2012; 8(4):718-721.
- Palin OF, Eggleton P, Malhi Y, Girardin CAJ, Davila AR, Parr CL. Termite Diversity along an Amazon–Andes Elevation Gradient, Peru. *The Association for Tropical Biology and Conservation Biotropica* 2010, 1-8.
- Tenon C, Pierre BJ, Ahoua YAPI, Philippe KK. Effects of Continuous Cultivation of Soil on Termites (Isoptera) Diversity and Abundance in Savannas of Northern of Cote d’Ivoire. *Asian Journal of Agriculture and Rural Development* 2013; 3(9):632-649.
- Shanbhag RR, Sundararaj R. Assemblages and species diversity of wood destroying termites in different land use systems in Western Ghat, India. *Journal of Forestry Research* 2013; 24(2):361–364.
- Dosso K, Yeo K, Konate S, Linsenmair KE. Importance of protected areas for biodiversity conservation in central Côte d’Ivoire: Comparison of termite assemblages between two neighboring areas under differing levels of disturbance. Vol. 12/131, *Journal of Insect Science*, 2013.
- Carrijo TF, Branda D, Oliveira DE, Costa DA, Santos T. Effects of pasture implantation on the termite (Isoptera) fauna in the Central Brazilian Savanna (Cerrado). *Journal of Insect Conservation* 2009; 13:575–581.
- Jones DT, Eggleton P. Sampling termite assemblages in tropical forests: testing a rapid biodiversity assessment protocol. *Journal of Applied Ecology* 2000; 37:191–203.
- Zeidler J, Hanrahan S, Scholes M. Termite species richness, composition and diversity on five farms in southern Kunene region, Namibia. *African zoology* 2002; 37(1):7–11.
- Eggleton P, Bignell DE, Sands WA, Mawdsley NA, Lawton JH, Wood TG *et al.* The diversity abundance and biomass of termites under differing levels of disturbance in the Mbalmayo Forest Reserve southern Cameroon. *Philosophical Transactions of the Royal Society of London, Series B* 35: 1996, 561-68.
- Materu C, Yarro J, Nyundo B. Seasonal changes on termite foraging behaviour under different habitats in Rufiji District Tanzania. *Journal of Biology Agriculture and Healthcare* 2013; 3(11).
- Kaur G. Sampling and Identification of termites in northeastern Puducherry and exploration of their use in treating ligninous soil waste, PhD thesis, Pondicherry University, India, 2014.
- Sathiyabama P, Ravindran AD. Termite diversity under different land use regimes of Dindugal District, www.Eco-web.can/edi/110523.html Green pages directory,

- 2011; 1-3.
25. Varma RV, Swaran PR. Diversity of termites in a young eucalypt plantation in the tropical forests of Kerala, India. *International Journal of Tropical Insect Science* 2007; 27(2):95-101
 26. Ali M, Sial N, Ashraf S, Hasanat A. A survey of subterranean Termite (isoptera) Fauna and its population diversity in district Bahawalpur. *Standard Scientific Research and Essays*. 2013; 1(11):289-293
 27. Primanda A, Ischak TM, Basukriadi A. Termite Species Richness on the Campus of Universities Indonesia, Depok. Department of Biology, Faculty of Mathematics and Natural Sciences, University of Indonesia, Depok 16424, Indonesia. *MAKARA SAINS* 2003; 7:9-14.
 28. Prasad A, Intodia A. Biodiversity of Termites (Insecta: Isoptera) in South Rajasthan (Zone IV-A) Agroclimatic region with special emphasis on their mound dimensions and structure. *Electronic Journal of Environmental Sciences* 2013; 6:5-12.
 29. Roonwal, Bose G. Vegetational distribution of termites of Rajasthan (India) and their importance. *Practical Indian Natural Science* 1978; 44(5):320-329.
 30. Basu P, Blanchart E, Lepage M. Termite (Isoptera) community in the Western Ghats, South India: influence of anthropogenic disturbance of natural vegetation. *Institute Francais de Pondicherry. European Journal of Soil Biology* 1996; 32(3):113-121.
 31. Kumar D, Pardeshi M. Biodiversity of termites in agro-ecosystem and relation between their niche breadth and pest status Gujarat Institute of Desert Ecology Bhuj Gujarat India. *Journal of Entomology* 2011; 8(3):250-258.
 32. Kumar S, Thakur RK. A check list of Termites (Insecta: Isoptera) from Haryana Agricultural University campus, Hisar, Haryana. *Journal of Experimental Zoology India* 2010; 13(2)523-526.
 33. Rao N, Sravanthy AC, Chinta S. Ecology and Diversity of Subterranean Termites in Bhadrachalam Forest Region, Andhra Pradesh, India. *AGRES—An International e-Journal* 2012; 1(3):244-250.
 34. Akhtar MS, Rashid MI. Studies on Population Density and Diversity of Termites of District Bahawalnagar. *Journal of Research (Science) Bahauddin Zakariya University Multan Pakistan* 2001; 12(2)